

EXPLORING AND RESPONDING

ART EXHIBITIONS GUIDE

There are no wrong answers!

Explain your thinking with your classmates and see where your thoughts might be different.

Listen to others. They might have an idea or perspective you haven't thought of before.

Use the guide to help you talk about the art.

Move around the exhibition space and look at the artworks, then use the activities to dive a little deeper.

**OV
MAG**






LOOK

WHAT CAN YOU SEE?

Look around slowly and think quietly before talking with your group.

1. What is the first thing you notice about the artwork?
2. What colours can you see?
3. Are the colours bright, dark, warm, or cool?
Is there a combination of some or all of these?
4. What shapes can you see in the work?
Are they hidden or obvious?
5. Are there lines? Are they straight, wavy, thick, thin?
6. What materials do you think the artist used?
Paint, pencils, pens? Clay, ceramics, glass?
Fabric, string? Or something different?
7. What do you think is happening in this artwork?



THINK

WHAT IS GOING ON?

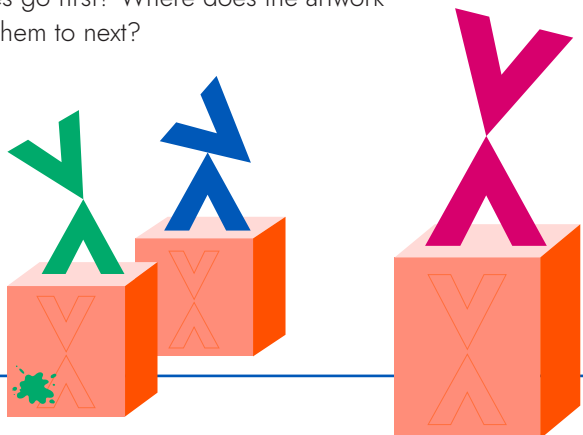
Use your imagination to think of different ideas about what this artwork could mean.

Ask yourself:

1. What do you think the artist intended to convey?
2. What do you think is the most important part of the artwork?
3. How do you think the artist made this?
4. Does it remind you of anything?
5. Why do you think the artist chose these colours or materials?

Thinking a little deeper:

1. What message might the artist be sharing?
2. Is this artwork realistic or abstract? Do the shapes and colours represent something that you can easily identify, or do they invoke a feeling, rather than a 'thing'?
3. Where do your eyes go first? Where does the artwork (or the artist) draw them to next?




FEEL

HOW DOES IT MAKE YOU FEEL?

You might feel many different emotions.

Different artworks can make us feel different things.

1. How does this artwork make you feel?
2. Which part of the artwork makes you feel that way?
3. If this artwork was a sound, what would it sound like?
4. If it was a piece of music, what kind of music would it be?
Would it be loud or quiet?
5. Can you show the feeling with your face or body?



WONDER

WHAT QUESTIONS DO YOU HAVE?

Be curious. Just like there are no wrong answers, there are no wrong questions!

1. What do you wonder about this artwork?
2. What would you like to ask the artist?
3. What do you think happened before or after the moment shown in the artwork?




STEPPING INTO THE ARTWORK

Use your senses and imagination to explore the world inside the artwork.

If you could step inside this picture...

1. What do you think you would hear?
2. What do you think you would smell?
3. What strange or surprising things can you spot?
4. Does this look real or like a dream?
5. What would you do first in the world of the artwork?
6. Do the colours make you feel calm or energised?
7. Can you imagine how the artist moved their hands to make this artwork? Can you show this movement with your hands in the air?




ONE LAST LOOK

WHAT DID YOU NOTICE?

Think about what you liked, noticed, or felt during the exhibition.

Before leaving, ask yourself:

1. Do you have a favourite work?
2. Why is it your favourite and what do you like about it?
4. Did any artwork feel different after you looked at it for a while?



RESPONDING ACTIVITY

MAKE OR DO SOMETHING

Choose one artwork you talked about with your classmates, or one that really caught your eye. Then choose an activity below.

QUICK ACTIVITIES IN THE GALLERY

Sketching: Draw a small part of an artwork you like. You can also draw the artwork your own way, or draw what you think is happening outside the picture.

